

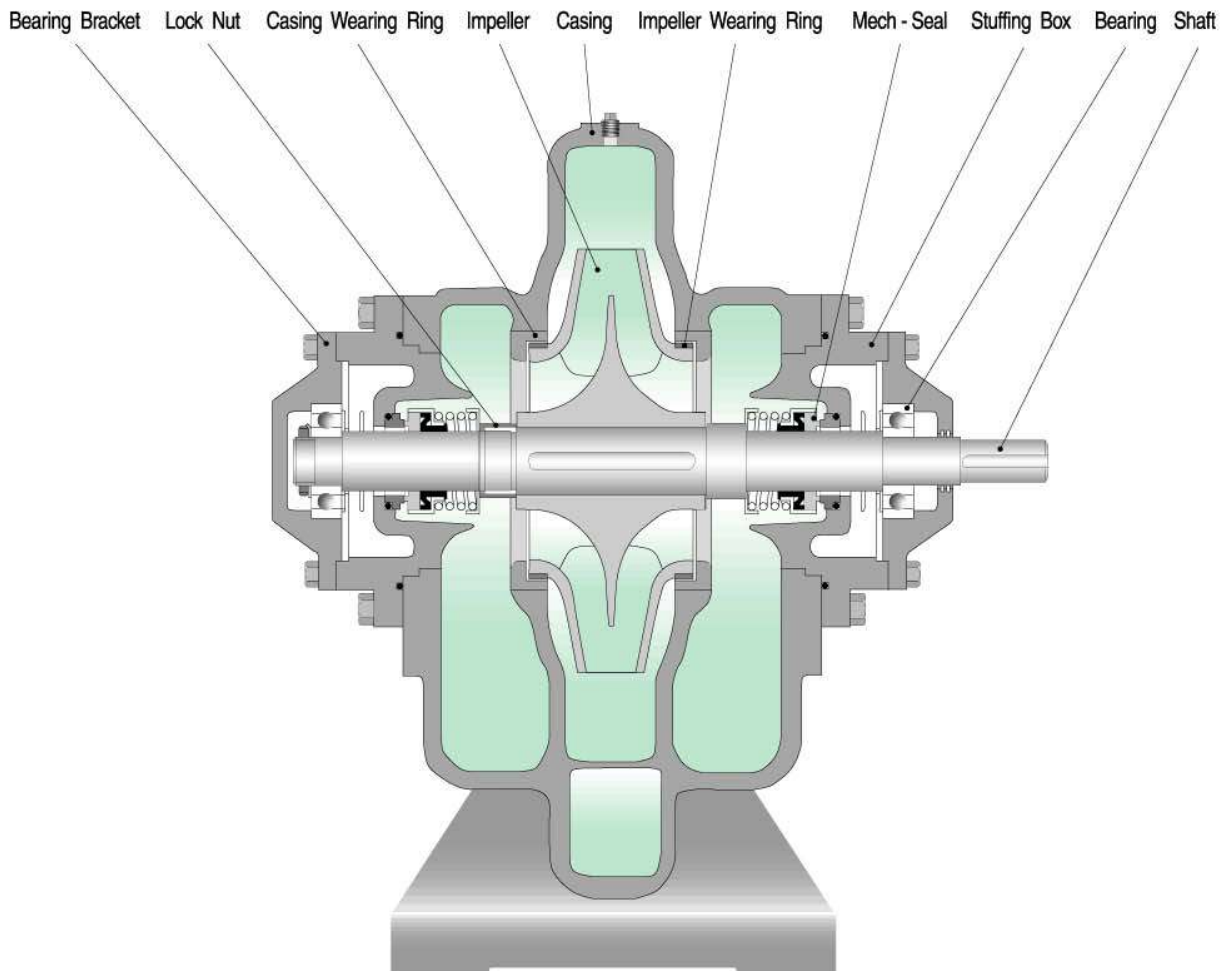
Acme Pumps

HVSS Horizontal Split Case
Centrifugal Pumps



16 or 20 Bar Working Pressure Available in Cast Iron, Bronze, Cast Steel or Stainless Steel
ANSI, DIN, JIS, or PN Standard Flanges

Features



Casing & Impeller Wear Rings

Replaceable wear rings protect pump casing and impeller from wear. They can be replaced at relatively low cost to maintain proper running clearance and high operating efficiency.

Dual Volute

Dual volute design available in selected sizes which eliminates radial force acting on the shaft. This provides extended seal and bearing life.

Impeller

Dynamically and hydraulically balanced impeller designed using the latest CFD technique ensures high efficiency and quiet operation throughout the entire operation range.

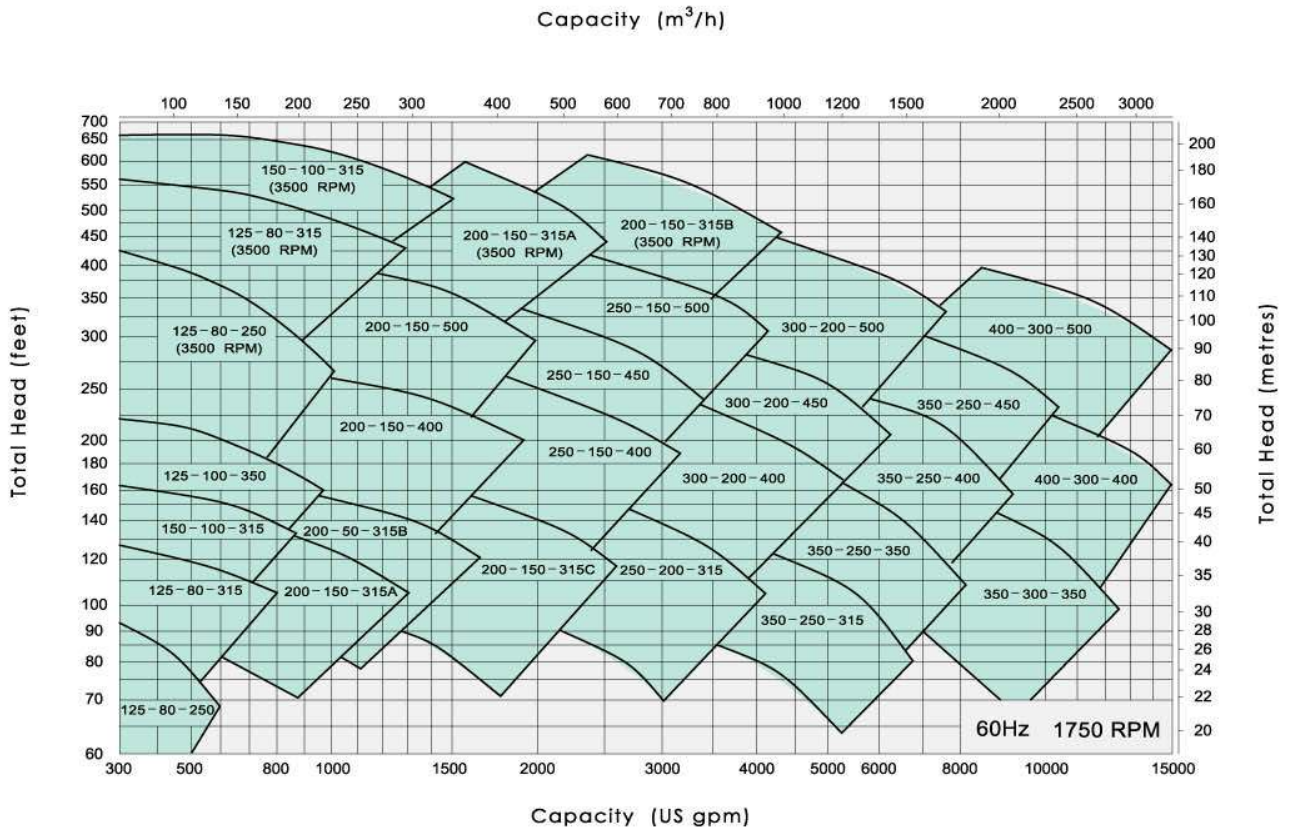
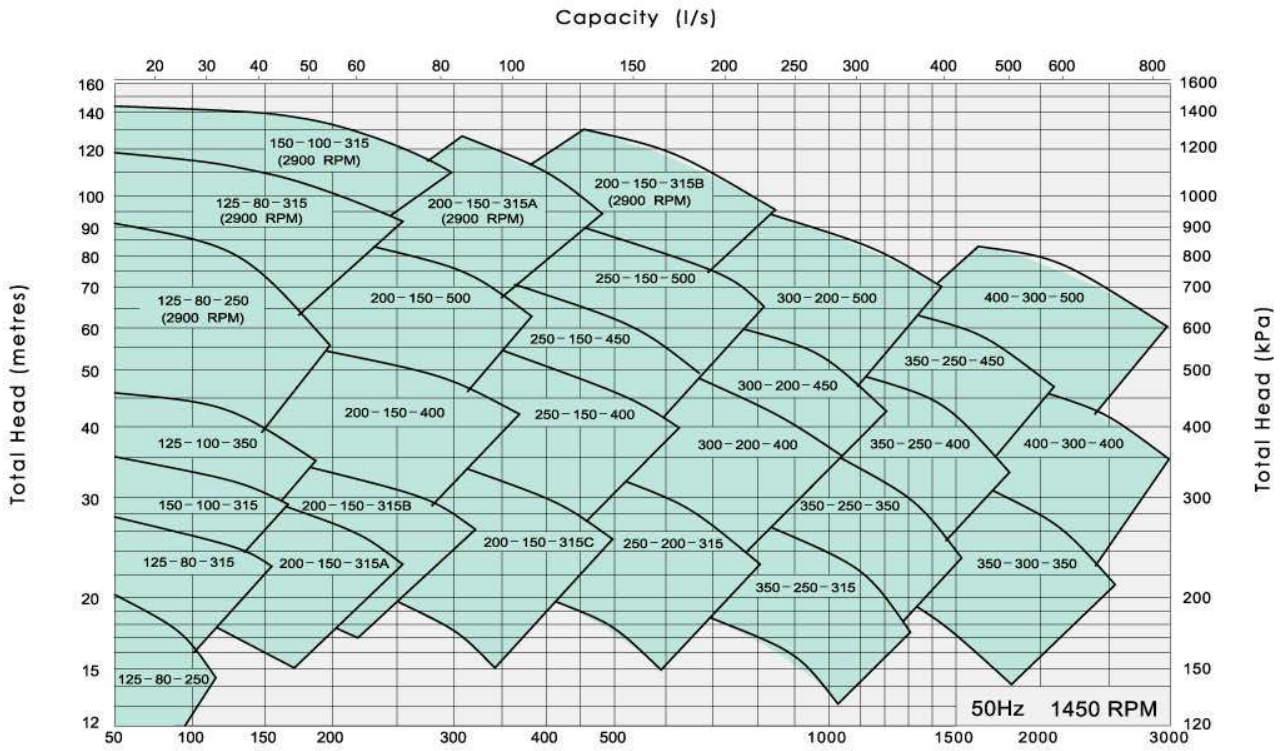
Shaft

Oversized shaft with short shaft span between bearings minimises shaft deflection and extends the seal and bearing life.

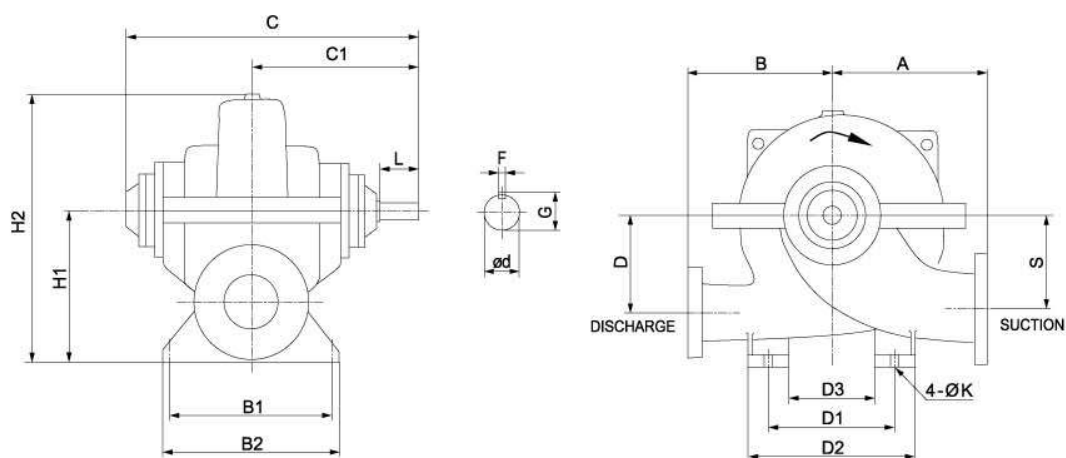
Bearings

Grease lubricated seal-for-life bearings with minimum 100,000 Hrs L-10 rated bearing life.

Coverage Charts



Dimensions



Pump Size	Diameter		Pump Dimensions														Shaft Dimensions					Wt. (kg)
	Suc.	Dis.	A	B	C	C1	D	S	H1	H2	B1	B2	D1	D2	D3	ØK	Ød	L	F	G		
125-80-250	125	80	300	280	498	282	185	135	300	498	220	280	285	380	190	24	27	60	8	30.3	163	
125-80-315	125	80	320	285	498	282	200	175	310	525	220	280	285	380	190	24	27	60	8	30.3	195	
150-100-315	150	100	330	305	635	349	200	165	335	543	280	330	320	420	230	24	42	80	12	45.3	270	
200-150-315A	200	150	380	355	635	349	230	210	405	680	280	330	356	480	230	24	42	80	12	45.3	340	
200-150-315B	200	150	400	350	717	415.5	230	230	410	672	315	376	340	480	200	24	48	110	14	51.8	367	
200-150-315C	200	150	420	350	717	415.5	240	240	420	670	315	376	340	480	200	24	48	110	14	51.8	371	
250-200-315	250	200	460	400	755	432.5	265	280	495	770	350	410	400	540	260	24	48	110	14	51.8	490	
350-250-315	350	250	550	500	795	453	310	380	650	970	380	450	500	640	360	24	48	110	14	51.8	720	
125-100-350	125	100	390	340	522	294	240	225	360	620	250	302	320	420	220	24	30	60	8	33.3	250	
350-250-350	350	250	600	550	944	540	350	375	645	983	440	506	550	700	400	28	60	140	18	64.4	855	
350-300-350	350	300	700	550	1051	598	450	420	700	1086	550	620	550	700	400	28	65	140	18	69.4	910	
200-150-400	200	150	400	350	613	348.5	255	260	440	708	270	330	375	500	250	24	42	80	12	45.3	341	
250-150-400	250	150	450	400	721	415.5	270	270	485	771	315	376	400	540	260	24	48	110	14	51.8	469	
300-200-400	300	200	485	440	751	435.5	300	300	535	839	350	416	460	600	320	24	48	110	14	51.8	587	
350-250-400	350	250	600	550	944	540	360	360	630	970	440	506	550	700	400	28	60	140	18	64.4	875	
400-300-400	400	300	750	650	1180	674	530	470	780	1230	650	720	750	900	600	28	70	170	20	74.9	935	
250-150-450	250	150	527	429	797	456	328	263	523	863	380	450	480	628	320	24	54	110	16	58.3	643	
300-200-450	300	200	530	455	797	456	326	273	565	925	380	450	500	640	360	24	54	110	16	58.3	663	
350-250-450	350	250	600	550	944	540	365	365	635	996	440	506	550	700	400	28	60	140	18	64.4	927	
200-150-500	200	150	500	450	721	415.5	325	310	490	829	315	376	400	540	260	24	48	110	14	51.8	491	
250-150-500	250	150	500	450	863	500	335	275	500	845	355	425	500	640	360	28	60	140	18	64.4	620	
300-200-500	300	200	550	450	948	543	380	320	565	910	440	510	500	640	360	28	65	140	18	69.4	710	
400-300-500	400	300	750	650	1190	680	460	400	710	1165	650	720	750	900	600	28	80	170	22	85.4	900	

We reserve the right to amend designs without notice.